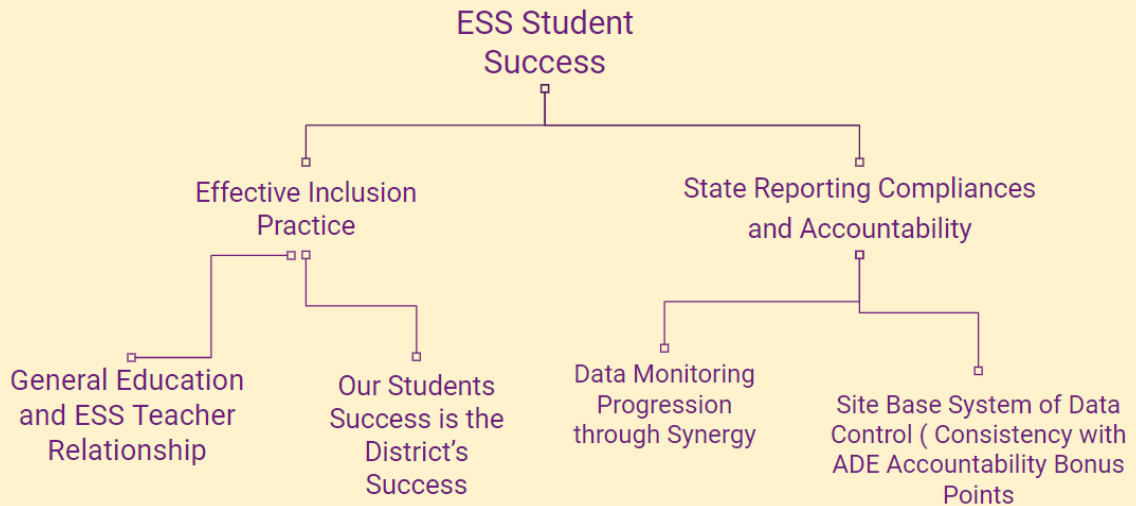


Baboquivari Unified School District ESS Director, Data Management Report



April 11, 2023
March 2023 Highlights

2022-2023 BUSD Exceptional Students



March Himdag Award Nomination

Essential Element: ESS Department Culture and Climate

Charicel Roque: ESS Gifted Program

Throughout the month of March; Mrs. Roque has exhibited attention to detail and responsiveness in the area of completion of ESS Parental Surveys. Mrs. Roque has completed 100% of her ESS caseload's ESS Parental Surveys. Within the administration of Individualized Educational Plans for students; Mrs. Roque has exhibited best practices such as having a physical agenda in place that organizes time management and content delivery within the ESS meetings regarding IEPs. Thank you Mrs. Roque for your commitment towards BUSD's student's success.

BUSD's Transitional Program + Network Collaboration

Essential Element: Culture and Climate Recognition

I would like to provide a BIG shout out to our kiddos at BHS, Mrs. Birdsell, site base staff at BHS, our ESS Team, Ms. Pam and Mr. Wilson as well as Ms. Suydam and our district office for establishing an ongoing relationship with other communities in order to bring our kiddos an opportunity for aspirations after high school.

Thank you Team and Congratulations on your recognition through the article piece at hand!

[Stronger Together: The Sonoran Center and Baboquivari High School Collaborate for Students' Success](#)







BUSD'S ESS Program Highlights

Essential Element: Application of Best Practices with SDI(Specialized Design Instruction)

Indian Oasis Primary Campus working in small groups as well as assistive technology within services



ESS Personnel Collaboration * ESS District PD relating to Growth Mindset initiatives as we plan for SY 2023-2024 ESS District Goals



Main Points of Emphasis:

- Reviewing ESS Best Practices of Collaboration in areas of “ Our Students” framework
- Monitoring and Compliance Guidelines within our ESS Site and District Program
- Year at Glance ESS Wins

T.O Nation’s Special Services and BUSD ESS Dept Collaboration



Essential Element: ESS Compliance and Accountability Information

Essential Element: Inclusive Practices (Monthly Checkpoint Information)

- **Thank you T.O Special Services for attending the Baboquivari Unified School District’s Community Event)**

Participants during the Community Event

Janent Antelo: T.O. Coordinator of Special Services (T.O Rep)
Clairee Escalante: T.O. Special Services Representative (T.O Rep)
Dr. Pettigrew: District Psychologist (BUSD Rep)
Deedrick Martinez: ESS Director (BUSD Rep)
Susan Brzozowski: ESS Resource Teacher (BUSD Rep)

Meeting Dates:

March 3, 2023

Purpose of Meeting for the Month of March

- Student Services Updates (Student Per Student Information)
- SY 2023-2024 Initiatives between BUSD and T.O Special Services
- Attendance Intervention Team (Assisting Parents with attendance to interventions or services within ESS)
- Implementation of IEP/MET and the use of Synergy SE Guidelines

Next Meeting Date:

March 31, 2023

ESS (Exceptional Student Services)

Upcoming Announcements

Link to our Site: [Exceptional Student Services BUSD Page](#)

Essential Elements: ESS Culture and Climate

- **Empowering Parents Through Collaboration Workshop**
The Empowering Parents Through Collaboration workshop will take place on January 31 through March 30. Parental involvement is a cornerstone of improving special education programs. This project aims to utilize a workshop-style intervention to bring parents and teachers together to create a specialized plan to support and develop parental involvement in individual school systems through guided application of methods for collaborative problem-solving. Please see our [Empowering Parents Through Collaboration flyer](#) and [Empowering Parents Through Collaboration application](#) for more information.
- **Summer Work Program**
There will be a summer work program for students with disabilities between the ages of 16 and 22, VR client or VR eligible. This is a paid opportunity with up to 20 hours a week. Get a job near you and receive support to help you succeed! See the [Summer Work Program 2023 flyer](#)

for more information. Or you may email or call (520) 626-0442. Apply today!

HELPFUL RESOURCES

- BUSD-ADE Child Find Procedures
- Community Resource Directory
- Gifted Education
- T O Nation Health Care Authorization for Use or Disclosure of Protected Health Information Form

MTSS Framework - Multi-Tiered System of Support Plan

- BUSD
- Primary
- Intermediate
- Baboquivari Middle/High School
- Indian Oasis Middle/High School

ESS PARENTAL RESOURCES

- 2022–2023 MSAA Assessment Parent Guide
- ADE Special Education Resources for Parents and Families
- Authorization for Disclosure of Health Information to RSA
- BUSD Transition
- Parent Institute 2022
- Procedural Safeguard Notices
- Rehabilitation Services Administration Referral Form
- Sonoran UCEDD Disability Organizations & Agencies
- Sonoran UCEDD Diverse & Rural Communities
- Sonoran UCEDD News
- Sonoran UCEDD Professional Development Training
- South West Autism Research and Resource Center
- Strategies to Grow Ability Series
- Tohono O'odham Nation Special Services Program

ESS and Data State Reporting Implementation

Essential Element: ESS Bonus Points for Special Education under Site

Accountability and Grade

Timeline: as of 3/29/2023

Primary: 37 (+7 T.O Special Services) ESS Students / 348 General Ed. Students = 12%

****PK Students (ESS Student Count)***

*****T.O. Nation (7 students) entity is only used for internal data collection in regards to the Synergy SE platform for IEP and MET. We do not report student count on this entity.***

Intermediate: 30 ESS Students/ 255 General Ed. Students = 12%

BMS: 16 ESS Students / 119 General Ed. Students = 13%

BHS: 55 ESS Students / 250 General Ed. Students = 22%

Indian Oasis Middle: 4 ESS Students/ 29 General Ed. Students: 14%

Indian Oasis High: 11 ESS Students/ 81 General Ed. Students: 14%

******District Data: 153 (+7 T.O Special Services= 160) ESS Student Pop./ 1,082 Student Count= 14%***

**** The total includes PK students as well.***

*****Statewide ESS Population Average: 15%***

ESS and Data State Reporting Implementation (Gifted Program)

Essential Element: ESS Bonus Points for Special Education under Site Accountability and Grade

Categories:

Non-Verbal Reasoning Giftedness

Quantitative (Math) Giftedness

Non-Verbal Reasoning Giftedness

Timeline: as of 3/29/2023

School Site	ESS Gifted Program Population	(By Site) Student Population	Rate
<i>Indian Oasis Primary</i>	6	343	2%
<i>Indian Oasis Intermediate</i>	15	252	6%
<i>Baboquivari Middle</i>	12	117	10%
<i>Baboquivari High</i>	NA	248	NA
<i>Indian Oasis Middle</i>	1	30	3%
<i>Indian Oasis High</i>	NA	82	NA
<i>BUSD</i>	34	1082	3%

*T.O. Nation (7 students) entity is only used for internal data collection in regards to the Synergy SE platform for IEP and MET. We do not report student count on this entity.

ESS Department Priorities

Department priorities aligned with the District's Goals

Essential Element: Progress Monitoring Plan of Actions and Present Level Quality of Data

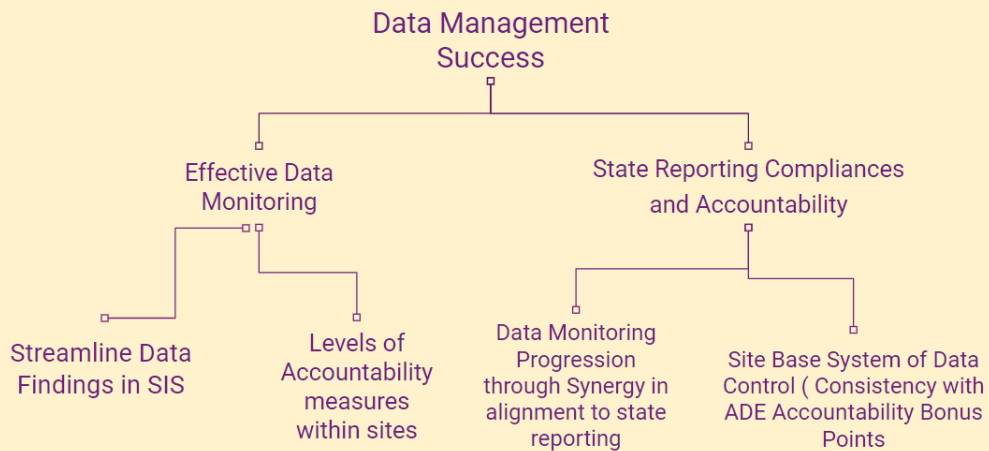
1- Inclusion Practices with an alignment of General Education Resources

A: Peer to Peer Classroom Observation within other districts

B: Site Base ESS PD in alignment with Inclusive Specialized Design Instruction Practices

C: IEP/MET collaborative measures and data monitoring within sites accountability.

2022-2023 BUSD Data Management Control



Student Information Systems: Data Control and Integrity Error Framework

Essential Element: State Reporting Implementation and Data Control of Integrity Errors

Timeline: as of 3/29/2023

School Site	Special Education	Accountability/ADM/Support Program
<i>Indian Oasis Primary</i>	0	1
<i>Indian Oasis Intermediate</i>	0	0
<i>Baboquivari Middle</i>	0	0
<i>Baboquivari High</i>	0	0
<i>Indian Oasis Middle</i>	0	0
<i>Indian Oasis High</i>	0	2

**Synergy Data Quality Control Initiatives:
What's Next:**

- 1- Clean Up any conversion gap data from Infinite Campus to Synergy by April 15, 2023. * Integrity Errors fixtures within 48 hours. **(OM Teams are doing great on this item!)**
- 2- Continuance of OM Meetings for Online Registration Support in areas of better quality of data for Annual Daily Membership and Accountability Data
- 3- Ensure ADM/Accountability data is aligned with ADE Data Validation
- 4-Attendance System of Accountability and alignment with School wide Calendar and Teacher Access Support.
- 5- Streamlining Data Finds through Internal Data Information Checkpoints with OM Site and District Official Meetings.

**Student Information Systems:
Student Membership Summary**

Essential Element: State Reporting Implementation and Data Control of Student Count

*SY 2022-2023 data only relates to active students within the year's count.

*T.O. Nation entity is only used for internal data collection in regards to the Synergy SE platform for IEP and MET. We do not report student count on this entity. (Student Count for T.O Nation Entity: 7)

<i>School Site</i>	<i>SY 2022-2023</i>
Indian Oasis Primary:	Student Count: 343
Indian Oasis Intermediate	Student Count: 252
Baboquivari Middle	Student Count: 117
Baboquivari High	Student Count: 248
Indian Oasis Middle	Student Count: 30
Indian Oasis High	Student Count : 82
T.O Special Services * Synergy SE Framework only (No State Reporting)	Student Count: 7

District Data	As of March 28
Data	Student Count: 1082

Student Information Systems:

Data Control: Site Base Monthly Average Daily Attendance Percentage

March 1, 2023 to March 27, 2023

Essential Element: State Reporting Implementation and Data Control of Student Count

*SY 2022-2023 data only relates to active students within the year's count.

*T.O. Nation entity is only used for internal data collection in regards to the Synergy SE platform for IEP and MET. We do not report student count on this entity. (Student Count for T.O Nation Entity: 7)

<i>School Site</i>	<i>SY 2022-2023</i>
Indian Oasis Primary:	Monthly Average Daily Attendance Percentage: 85%
Indian Oasis Intermediate	Monthly Average Daily Attendance Percentage: 90%
Baboquivari Middle	Monthly Average Daily Attendance Percentage: 85%
Baboquivari High	Monthly Average Daily Attendance Percentage: 86%
Indian Oasis Middle	Monthly Average Daily Attendance Percentage: 88%
Indian Oasis High	Monthly Average Daily Attendance Percentage: 73%

District Data	March 1, 2023 to March 28, 2023
Data	Monthly Average Daily Attendance Percentage: 86%

District Data	July 28,2022 to March 28, 2023
Data	Monthly Average Daily Attendance Percentage:85%

(Homeless/McKinney Vento Data)

Timeline: as of 3/28/2023

**Student Information Systems:
Data Control: Homeless/McKinney Framework**

Essential Element: State Reporting Implementation and Data Control of Homeless/McKinney Vento Population

School Site	Student Count	Student Population (McKinney Vento)	Rate
<i>Indian Oasis Primary</i>	343	80	23%
<i>Indian Oasis Intermediate</i>	252	65	26%
<i>Baboquivari Middle</i>	117	26	22%
<i>Baboquivari High</i>	248	43	17%
<i>Indian Oasis Middle</i>	30	10	33%
<i>Indian Oasis High</i>	82	18	22%
<i>BUSD</i>	1082	242	22%

*T.O. Nation (7 students) entity is only used for internal data collection in regards to the Synergy SE platform for IEP and MET. We do not report student count on this entity.

**Data Management Department Priorities
Department priorities aligned with the District's Goals**

Essential Element: Progress Monitoring Plan of Actions and Present Level Quality of Data

1- Streamline Practices of Data in order to ensure quick access to student informational systems as well as data control efficiency within internal data findings.

A: Limit Access to Infinite Campus in order to ensure one data source (Synergy) in order to ensure data security measures efficiency

B: Streamline Practices in regards to Student CUM Files within the Synergy Framework of data. (Digitize our system of information for students)

C: Updating CTE and EL Data in alignment with Student Information Student Setup in order to fill in gaps of data control

D: Site Administration and District Officials Bi- Monthly data talks in regards to planning structures for SY 2023-2024

E: Create a Summer Extension to each entity in order to ensure student informational systems for our summer school program preparedness.

SY 2023-2024 ESS Roster
 (Positions within sites are subject to change based on the organizational chart approved by site administrator)

School/ District	Position	Staff Name
District	ESS Director	Deedrick Martinez
District	Occupational Therapist	Mrs Jeanne Rodriguez (District OT) K-12
District	District Psychologist	Dr. Janice Pettigrew
District	Gifted Program Team	Mrs. Dawn Gowin
STARS Representative	Intermediate Speech Pathologist	Mrs. Andrea Parra (Speech) -Intermediate (STARS)
STARS Representative	BMS/BHS Speech Pathologist	Mrs. Kagran Franco(Speech) -BMS/BHS---STARS
District	* Primary Speech Pathologist	Ms. Kathleen Crane (District Speech) -Primary
Primary Campus	ESS Resource Teacher (Pre K + T.O Special Services)	Ms. Cupis
Primary Campus	ESS Resource Teacher (2nd-3rd)	TBD
Primary Campus	ESS Transition Resource Teacher (Pre K - 3)	Ms. Gambrell
Primary Campus	ESS Paraprofessional or Teacher Duty Aide	TBD
Primary Campus	ESS Paraprofessional or Teacher Duty Aide	TBD
Primary Campus	ESS Paraprofessional	Lacy Humesteyewa

Primary Campus	ESS 504 Officer	Valerie Valdez
Intermediate Campus	ESS Life Skills Classroom * 4-6	TBD
Intermediate Campus	ESS Resource Teacher	Mrs. Carol Castillo
Intermediate Campus	ESS Paraprofessional	Mr. Kenton Tioskanin
Intermediate Campus	ESS Resource Teacher	Mrs. Charicel Roque
Intermediate Campus	ESS Paraprofessional	Ms. Janece Hendricks
Intermediate Campus	ESS Duty Aide	Ms. Bridget Gonzales
Intermediate Campus	ESS 504 Officer	Mrs. Dillenburg
BMS/BHS	ESS Resource Teacher ---9th and 10th Grade	Ms. Guiteng
BMS/BHS	ESS Resource Teacher---7th and 8th Grade	Mrs. Rachael Javidan
BMS/BHS	ESS Life Skills Resource Classroom	Ms. Margaret Dodson
BMS/BHS	ESS Life Skills Resource Classroom and Transition Specialist	Mrs. Nerissa Birdsell
BMS/BHS	ESS High Resource Teacher * 11 th and 12 th	Mr. Nicholas Coalson
BMS/BHS	ESS Paraprofessional	Pamela Pancho
BMS/BHS	ESS Paraprofessional	Kenneth Wilson
BMS/BHS	ESS Paraprofessional	Monique Ramon
BMS/BHS	504 Officers	Martha Hernandez
Indian Oasis MS/HS	ESS Resource Teacher/ 504 Officer	Mr. Justin Frago